

HIGH ENERGY.
NON-INVASIVE.
CELL-PROTECTIVE.



DYNAMIC SHOCKWAVE THERAPY®

FOR SMALL AND LARGE ANIMALS

LIKAWAVE®
VARIO vet

GREAT THERAPEUTIC SUCCESS

Dynamic Shockwave Therapy® (DSWT®) is a non-invasive method for treating various pain and disorders of the musculoskeletal system. The shockwaves are mechanical pressure impulses that are introduced into the animal patient's body via ultrasound gel and unfold their targeted effect there by stimulating cell growth and cell regeneration.

The therapy makes it possible to treat large tissue regions with a high energy density and **direct biofeedback**, since the **use of anaesthetics is not required**. Noticeable **improvements** can be seen **after the first therapy session**.

WITH INNOVATIVE
VARIO LOGIC
TECHNOLOGY (VLT)



YOUR ADVANTAGES AT A GLANCE

+ Active biofeedback

A dynamic variation of energy and frequency increases the animals' pain tolerance step by step and without anaesthesia.

+ Large-volume effective fields

Thanks to 'wide focussing' technology, large tissue regions can be treated with high energy density.

+ Risk-free application

The device can be positioned safely and easily, there is no risk if it is positioned incorrectly.

+ Rapid therapeutic success

Since the therapy is non-invasive and gentle on the cells, initial improvements are visible after just two to three treatments.

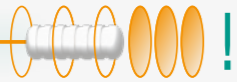
+ Cost-effectiveness

Low investment and maintenance costs are required for shockwave therapy devices.

+ Versatile application options

The therapy is suitable for both mobile and inpatient applications.

iNNOVATIONS INSIDE



LiKAWAVE[®]
VARIO 2i vet

The **LiKAWAVE**[®] **VARIO 2i vet** is the innovative entry into the modern DSWT[®] device class. It has been specially developed for easy application and combines all the relevant basic functions necessary for successful therapy of **small and large animals such as cats, dogs and horses**. These include the corrosion-resistant HD ceramic projectile and the high-energy 'wide focussing' technology with precise surface focus.

LiKAWAVE[®]
VARIO 3i vet

The **LiKAWAVE**[®] **VARIO 3i vet** is our high-end DSWT[®] device, which shows treatment suggestions and trigger points directly on the display and has a digital animal patient database. Equipped with a PULSE and INVERT MODE, it ensures higher tolerability and acceptance of the treatment.



STANDARD EQUIPMENT

- The LiKAWAVE VARIO vet devices are equipped with specialized software to deliver higher energy for treating large animals such as horses
- Compact, portable tabletop device
- Handpiece with HD ceramic projectile
- Various applicators
- Extension cable and contact gel in an accessory case



ACCESSORY

Foot switch for adjusting intensity and modes



ACCESSORY

Transport case with casters for mobile use



ACCESSORY

Porter with optimal freedom of movement and efficient organisation including bracket for handpiece, integrated accessory case; stackable and divisible

MAIN INDICATIONS

- + General tendon and tendon sheath disorders
- + Hip and elbow dysplasia
- + Arthritis and osteoarthritis
- + Cauda equina syndrome
- + Spondylosis
- + Cruciate ligament tears and herniated discs
- + Insertion desmopathies
- + Periosteal reaction of the hoof corium
- + Fractures
- + Sesamoiditis
- + Treatment of trigger points
- + Tendinopathy
- + Wound healing

These are only examples of indications.
DSWT® can also be used in other areas.



HOW THE THERAPY WORKS

Dynamic Shockwave Therapy® promotes blood flow to the diseased tissue and muscles, as well as the formation of collagen in ligaments and connective tissue. By reducing inflammation in the body and triggering the release of pain-relieving substances, the pain in our animal patients subsides. In addition to healing fractures and wounds, the therapy activates enzymes and the release of stem cells.

VARIO LOGIC technology enables precise dosage of the shockwave and improved acceptance of the therapy, especially in dogs. There have also been great therapeutic successes with cats. In their case, even kidney stones can be shattered.





A PAIN-FREE TREATMENT

Depending on the animal patient and the clinical picture, three to five treatment sessions are required, with a one-week rest period between treatments. A therapy session lasts between 15 and 30 minutes. Before treatment can begin, ultrasound gel is applied to the affected area. During the treatment, the energy is gradually increased by automatically increasing and decreasing the pressure and frequency. If the animal is in pain, you should switch to VARIO LOGIC mode.

THE ADVANTAGES OF THE VARIO LOGIC MODE

- + High-energy, gentle, effective treatment
- + Increased pain tolerance
- + No painkillers necessary
- + Better acceptance of therapy

HD CERAMIC PROJECTILE



The innovative LiKAWAVE® VARIO projectile is made of HD ceramic and has a much longer service life than conventional projectiles with its corrosion resistance and polished ceramic surface. It also reduces the negative proportion of the pressure curve – and thus increases the animal patient's resistance to pain. Because the HD ceramic increases the energy of the shockwave, it makes treatment more effective even in deeper tissue layers.




WIDE FOCUS



The high-energy 'wide focus' technology generates an area focus instead of a conventional very point-form focus volume. Conventional focused shockwave sources have the disadvantage of a locally restricted therapy zone, which show virtually no significant energy for therapy in the close and distant focus areas. In contrast, the new, modified 'wide focus' shockwave source LiKAWAVE® VARIO Vet generates a high, effective energy volume.

CASE STUDY

BORDER COLLIE MALE, 9 MONTHS OLD



INITIAL SITUATION

- Hip dysplasia with knock-kneed gait
- Hindquarters not in use

MEASURES

- Four treatments at seven-day intervals using DSWT®
- Starting parameters: hip dysplasia, applicator M 14 mm, 2000 pulses per session

RESULT

- The dog enjoys the therapy, stretches or falls asleep
- Sore muscles for two days after treatment
- Muscles at the back of the body noticeably looser
- Active pushing from the hindquarters, even after prolonged exertion


IMPLEMENTATION

Dog physiotherapy Fastje, Rastede



CASE STUDY

HOUSE CAT, 18 YEARS OLD



INITIAL SITUATION

- Diagnosis: hip osteoarthritis and cauda equina syndrome
- Critical condition with pain and difficulty with every movement

MEASURES

- Four treatments at seven-day intervals using DSWT®, without anaesthesia

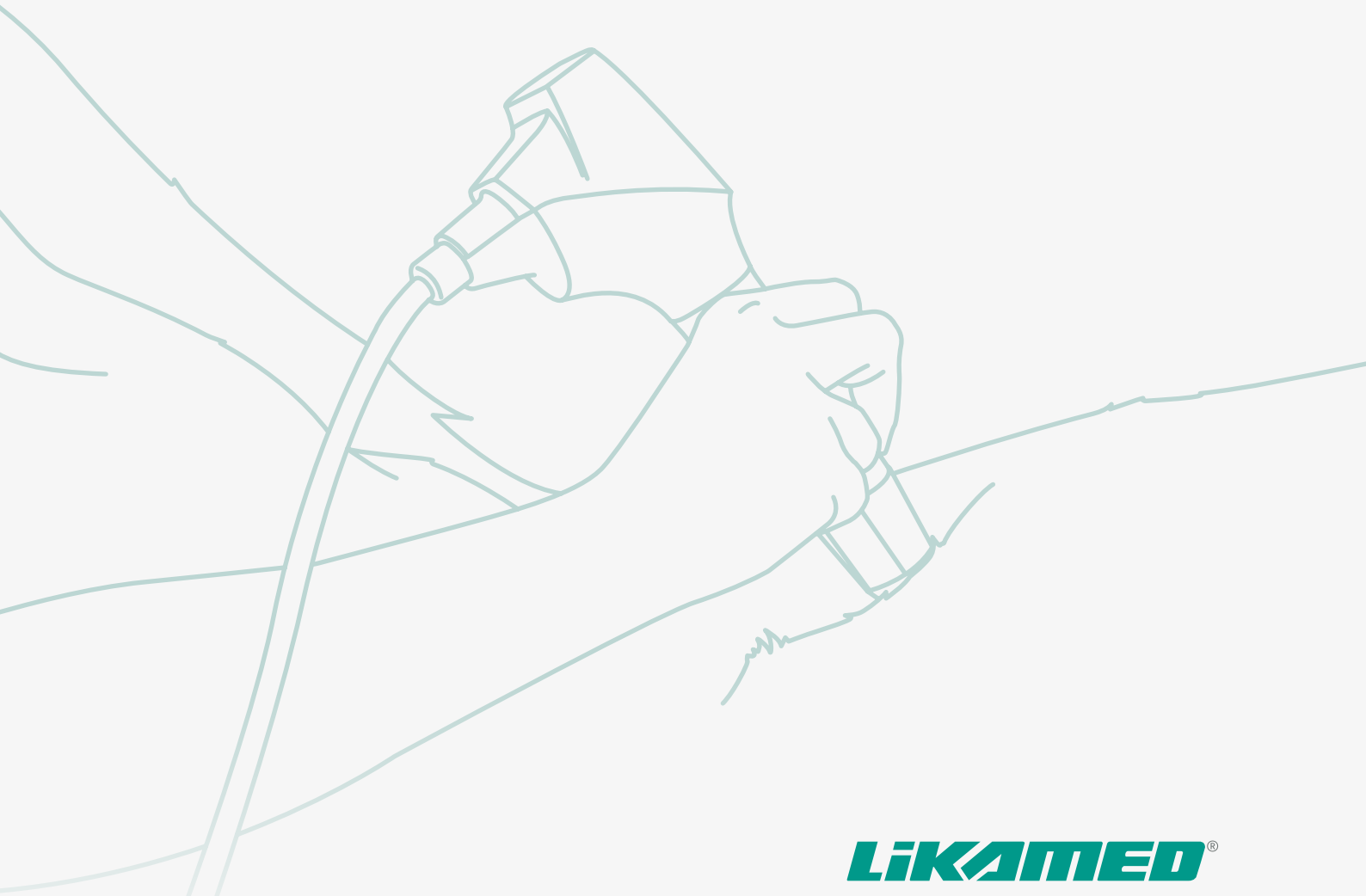
RESULT

- Life-prolonging effect
- Significant improvement in symptoms: more vitality, better mobility

IMPLEMENTATION

Veterinary practice of Dr Holger Leinemann,
Kornthal-Münchingen





LIKAMED®

LIKAMED Sales + Service GmbH & Co. KG
Raußmühlstraße 7
75031 Eppingen
Germany

Phone: +49 7262 9189-0

info@likamed.de
www.likamed.de/en

